

ANNUAL REPORT

2018



Visit to Chief Nyawa in Southern Province, for possible project expansion

SOS CHILDREN'S VILLAGES ZAMBIA

Contents

- 1. NATIONAL FACTORS5
- 2. GOVERNANCE- SOS CHILDREN’S VILLAGES ZAMBIA6
- 3. OVERVIEW-SOS CHILDREN’S VILLAGES ZAMBIA.....7
- 4. STATISTICAL OVERVIEW7
- 5. FACILITY REPORTS.....8
- 5.1. Family Based Care Statistics and services8
- 6. STATISTICAL DATA8
- 7. WAY FORWARD10
- 8. Family strengthening statistics and services10
- 9. Advocacy.....11
- 9.1. SPECIFIC OBJECTIVES11
- 9.2. ACTIONS12
- 9.3. RESULTS.....12
- 10. WAY FORWARD12
- 11. Grieg and Gender mainstreaming12
- 12. SCHOOL COUNCILS REVIEW12
- 12.1. Teachers12
- 12.2. Review by students13
- 12.3. Public campaign: Support the education of your girl child –13
- 12.4. Improved sanitation in schools14
- 12.5. Reproductive health education.....14
- 13. Gender Mainstreaming14
- 14. EDUCATION15
- 15. Child Safeguarding.....17
- 16. Health18
- 17. Fund Development18
- 17.1. Introduction18
- 17.2. Sources of Funds/ Grants Acquired.....19
- 17.2.1. Institutional Partnership Development19
- 19.1. EU project.....21



19.1.1.	Key milestones and outcomes	21
19.1.2.	Contractual Obligations:	22
19.2.	CHAZ funded project	22
19.2.1.	Key milestones	22
19.2.2.	Contractual Obligations	22
19.3.	Systems for Better Health in Livingstone (SBH)	22
19.3.1.	Project milestones and outcomes	23
19.3.2.	Contractual Obligations	23
19.4.	HSBC Youth Empower Project.....	23
19.4.1.	Key milestones	23
19.4.2.	Contractual obligations.....	23
19.5.	BayWa Foundation: training of Teenage Mothers in Vocational Skills.....	23
19.5.1.	Key milestones.....	23
22.	Monitoring, Evaluation and Learning (MEL).....	25
23.	CONCLUSION	25
24.	References.....	26



List of figures

Figure 1- Individual development planning8
 Figure 2 - Educational attendance8
 Figure 3 - Education performance9
 Figure 4 - Educational support9
 Figure 5 - PSS support9
 Figure 6 - Health Care Support.....10
 Figure 7 - Girls preparing for soccer match.....13

List of tables

Table 1 - SOS CV Zambia board6
 Table 2 - Overall FBC statistics10
 Table 3 - Family strengthening statistics11
 Table 4 - Grade 7 results16
 Table 5 - Grade 9 results16
 Table 6 - Grants acquired.....19
 Table 7 - Concept Notes and proposals submitted in quarter four 201819
 Table 8 - Live Grants20
 Table 9 - Fundraising achievement for 201820
 Table 10 - 2018 approved Corporate Grants21

1. NATIONAL FACTORS

By the end of 2018, the population of Zambia was unofficially placed at 17.9 million. Zambia's population in 2010 was 13,092,666. This was an increase from 9,885, 591 in 2000. The population grew at an average annual rate of 2.8 percent during the 2000-2010 inter-censal period. This average annual rate was higher than 2.4 percent recorded in the inter-censal period 1990-2000. Of the total population in 2010, 60.5 percent were residing in rural areas while 39.5 percent were residing in urban areas. Lusaka Province had the largest population at 2,191,225 followed by Copperbelt Province with 1,972,317, (Central Statistical Office, Zambia, 2012).

Even though it is a landlocked country, Zambia is generally a peaceful country that enjoys cordial relations with its nine neighbours. Through the various regional networks, Zambia has been able to participate in several economic and political activities. Zambia has made relevant contributions to regional forums such as the Southern African Development Community, (SADC, 2012) and the Common Market for Eastern and Southern Africa, (COMESA, 2012).

The country has recorded economic growth at 5%, however, this has not impacted significantly on poor populations and under serviced areas. Mining and quarrying account for a large proportion of Zambia's merchandise exports and have traditionally contributed the largest proportion of the country's total Gross Domestic Product (GDP). Zambia is presently the world's fourth largest producer of copper and has around 6 % of the world's known reserves. Zambia is richly endowed with various minerals such as copper, cobalt, gold and various precious stones including amethyst, blue stones, emeralds, etc. Other contributors to the economy are industry, fishing and agriculture. Zambia's manufacturing sector's has continued to show signs of growth in recent years. Its contribution to GDP has averaged 26 %. Zambia's manufactured export products include engineering products, textiles, building materials, processed foods, animal products, and leather products. Commercial fish production is approximately 70,000 tonnes per year. The tourism sector has consistently demonstrated growth due to a rich natural heritage, including great waterfalls, rivers, lakes, and a wealth of wildlife roaming in its vast sanctuaries, (SADC, 2012).

Zambia has a very young population, accounting for 46% of those who are below the age of 15 year. This implies the dependency and high demand on basic services, which hardly reach rural and other underserved populations, . The mean household composition is 5.1 members. The HIV/AIDS prevalence is at 12.4%. Life expectancy is now placed at 58years. Zambia's HDI value for 2017 is 0.588— which put the country in the medium human development category— positioning it at 144 out of 189 countries and territories. Between 1990 and 2017, Zambia's HDI value increased from 0.401 to 0.588, an increase of 46.7 percent. Between 1990 and 2017, Zambia's life expectancy at birth increased by 17.3 years, mean years of schooling increased by 2.3 years and expected years of schooling increased by 5.0 years. Zambia's GNI per capita increased by about 71.3 percent between 1990 and 2017., (UNDP, 2018).

Like many other African states and developing countries, Zambia is addressing the issue of child marriages. In 2014, UNICEF reported that 31% of children in Zambia are married off by the time they turn 18 years. This number has since gone up and is hindering many children from completing

their education Zambia has one of the highest rates of female child marriage in Africa, with a reported national prevalence of 42%”, (Gillian Mann, 2015).

Access to education remains a challenge especially for underserved populations. Limited classroom space has been identified as one of the key factors hindering education access. In 2016, the government of Zambia recorded drastic reduction of classroom space in primary schools by 530, which resulted in an average 60,000 children being denied an opportunity to learn. This situation also affected 4,900 children with special needs as their classroom space was reduced from 396 in 2015 to 347 in 2016, (Ministry of General Education, Zambia, 2016). In previous years, Community Schools, which are run voluntarily by community members across the country, contributed to classroom space. However, due to compromised quality caused by unqualified teaching staff, lack of teaching material, to mention but a few, most community schools were closed. Another issue affecting access is the limited number of secondary schools. As a result only about 66% pupils progress to secondary school from primary schools. The limited number of secondary school classrooms have contributed to not only high drop-out rates but failure rates as well. For example, a total of 4,018,064 learners were enrolled in 2015, representing a gross enrolment rate of 120.8% at primary but only 45.4% at secondary level. The efficiency and equity indicators suggest the need for further strengthening of the general education system, especially the low quality indicators that show low rates of completion and progression, (Ministry of General Education, Zambia, 2016).

2. GOVERNANCE- SOS CHILDREN’S VILLAGES ZAMBIA

Working within a framework which is guided by the constitution of the Board of Trustees, the organisation conducted elections for new office bearers for the SOS Zambia Board. The governing roles of the each trustee was complimented by a range of professional qualifications, experience and leadership skills (table 1).

Table 1 - SOS CV Zambia board

Name	Designation on the board
Mr. Morecome Mumba	Board Chairperson
Ms Monica Chisela	Board Vice Chairperson
Mr. Elias N Mpondela	Board Treasurer
Mr. Walubita Luwabelwa	Board Member
Mr. John Zulu (Institutional Trustee)	Board Member
Mr. Alfred Chirwa	Board Member
Mrs. Margaret Mwila Kasoma	Board Member
Dr Chiara Chiumya	Board Member
Mr Joseph Nankaanga	Board Member

(SOS Children's Villages Zambia , 1999)

Each committee provided guidance for the relevant technical areas ensuring that management and the entire organisation were aligned with new programme and policy direction of the organisation.

3. OVERVIEW-SOS CHILDREN'S VILLAGES ZAMBIA

The key drivers of the year 2018 were the new programme direction, the strategy and key policies and guidelines on child care and protection. Thus the core programmes implemented were Family Based Care and the Family Strengthening took the new programming direction. In addition, the National Association also implemented recommendations from the assessments conducted on education and health programmes, and was guided by the New Programme Structure (NPS), whose implementation commenced with orientation and alignment of infrastructure.

The Family Based Care, which has since been renamed to SOS Family Care provided care to 583 children and 147 young people. Other forms of alternative care included community integrated SOS families, Small Group Homes and foster care. Initial community assessments were conducted to establish suitability for community integration. More assessments were done for the purpose of reintegration of children and young people with their families of origin. Various child rights assessments were also conducted. To facilitate the implementation of other forms of alternative care, elements of advocacy programmes included sensitisations, lobbying and public campaigns. The Family Strengthening provided services to children, caregivers and households. Several gender-mainstreaming programmes aimed at addressing issues of teenage pregnancy, child marriage and access to education for girls. The combined programmes from Gender and Family Strengthening contributed to infrastructure development in some schools.

Overall, despite the challenges of transition in leadership, the NA was able to meet programme targets at an average of 90% in terms of recruitments, and reintegration. Under the transitional leadership, the organisation also commenced the rigorous application for funding for the next FS framework, involving a number of feasibility studies which included the possible expansion of programme coverage to include areas in Kazungula, Masaiti, Mumbwa, Rufunsa and Zimba districts. The programme will mainly be responding to child rights violations.

The main challenges of programming emanated from low burn rates on budgets in the FS and Gender programmes, while the FBC (SOS Family Care) experienced challenges in behavioural issues among children and young people. The key ones being the difficulties that children were facing to settle in boarding schools, teenage pregnancy and truancy. Training was conducted for core care staff – mothers, aunts and youth leaders.

4. STATISTICAL OVERVIEW

The SOS Zambia statistics are managed by the programme database, which is now the only source of information for programmes, finance and sponsorship. In the year under review, the NA focused efforts to improve the quality of data, preparing for the migration to Programme Database 2, which will include the NPS.

In view of this, the FBC (SFC), provided care and protection services to 688 children and young people. Of these, 337 are female and 351 are male. The FS provided services to 10,834 (4,515 male and 6,319 female) beneficiaries who participated as direct and indirect beneficiaries. The programme provided support to 8,137 (3,936 boys and 4,201 girls) children and 1,662 (245 male and 1,417 female) caregivers.

5. FACILITY REPORTS

5.1. Family Based Care Statistics and services

REINTEGRATION: Even though the organisation has commenced the reintegration process and implementation of other forms of alternative care, it is key to note that the situations that caused most children to be admitted into care have not changed, as follows:

- 10% (n=70) were admitted because of abandonment. In most cases, reintegration for this category has been hampered by difficulty of tracing families. The implication is that the children will continue to receive care.
- 30% (n=207) have at least one surviving biological parent. Reintegration is most suitable for this category of children. However, caregivers are still not able to provide care for about 50% of the children and young people,
- 27% (n=187) are in care because of the death of both parents. In this case, reintegration becomes difficult because even though there are traceable family members, they are either unwilling or not able to provide care.
- 11 (n=77) are in care because of the death of a father, where the mother is not able, while 21% (n=147) are in care because of the death of the mother, where the father is not able to provide care.

6. STATISTICAL DATA

Figure shows that the programme completed the Individual Development Planning for each child and young person on the programme.

Figure 1- Individual development planning

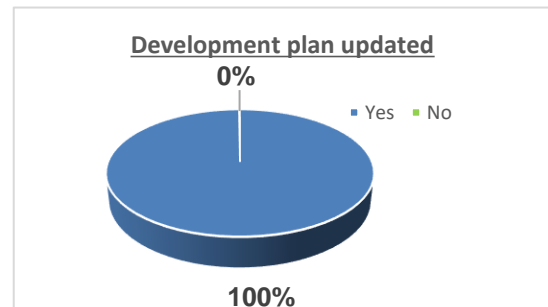


Figure 2 - Educational attendance

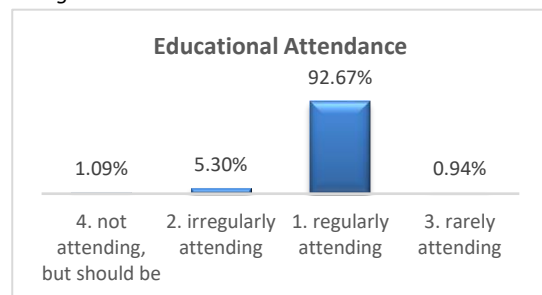


Figure 2: (SOS Programme Database, 2019) shows the school attendance for children and young people in the FBC (SFC). Those who are not attending are accounted for in the number of secondary school graduates who are in the gap year and children who are not yet enrolled due to age.

Figure 3 - Education performance

Figure 3 (SOS programme data base) indicates that 643 children and young people were enrolled in primary, secondary schools. Of these 2% performed above average, while 51% were average performers, 18% were below average and 34% performed poorly. Special classes and extra lessons together with homework and reading programmes were provided for the latter. Compared to the beginning of the year, there is no change for the 13 above average performers, while there is a decline for the average performers from 334 at the beginning of the year.

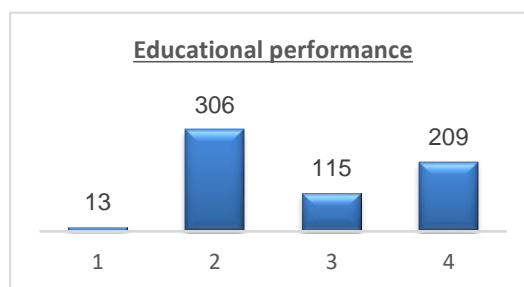


Figure 4 - Educational support

Figure 4: shows educational support provided (SOS Programme Database, 2019)

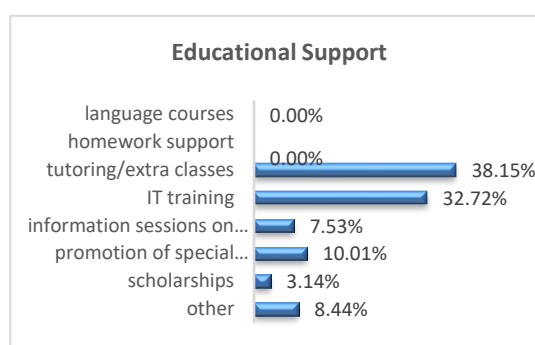
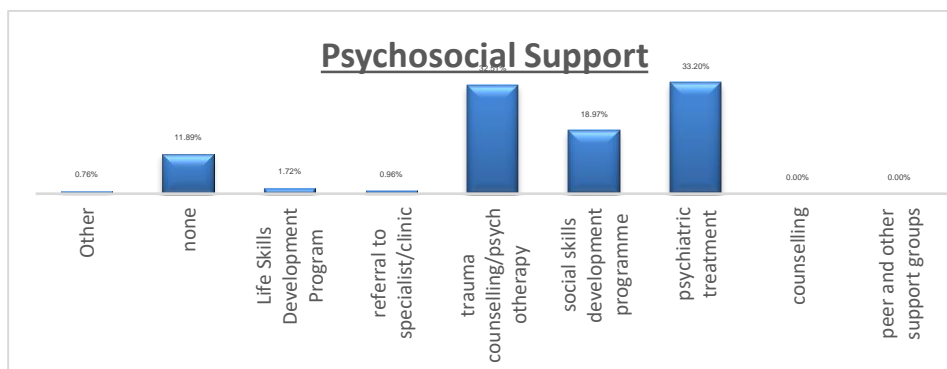


Figure 5 - PSS support

The figure 5 (SOS programme data base, 2019) shows the various psychosocial services that were provided to children and young people in the year under review. Improvements from the beginning of the year were noted in the children and young people who received these services.



- Increase from 7.8% to 11% in receiving support.
- The number receiving life skills development programmes increased from 1.3% to 1.7%
- There was an increase in referrals from 0.62 to 0.9% - this was after midyear assessments that informed the decision.
- There was a decrease in trauma counselling from 35.3% to 32% by the end of the year
- There was an increase in social skills development programmes from 17 to 18%

Figure 6 - Health Care Support

Figure 6: showing health services provided to children in the target group (SOS Programme Database, 2019)

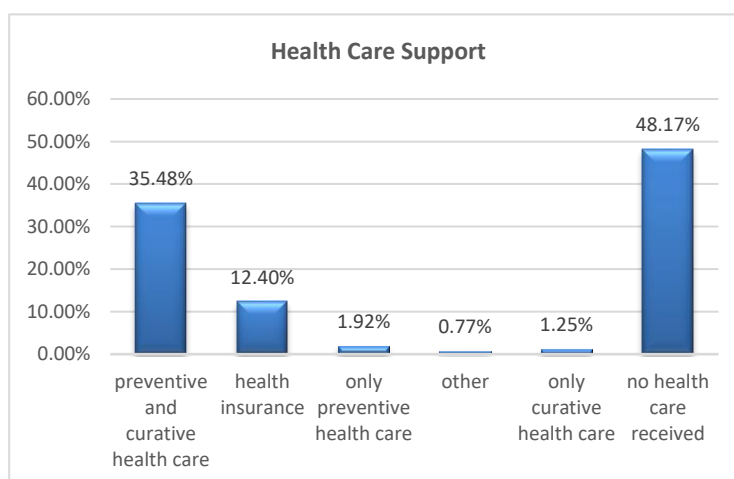


Table 2 - Overall FBC statistics

REGION	Family Placement	Planned-child	Actual NO. Children		Total	Youth Facilities	Planned NO. Youth	Actual NO. Youth		TT	Caregivers		
			M	F				M	F		mother	aunt	YCCW
Lusaka	15	150	67	80	147	5	120	64	62	126	15	11	4
Kitwe	16	160	64	88	152	4	52	32	25	57	16	8	2
L/stone	15	150	77	82	159					N/A	15	7	0
Chipata	13	130	68	57	125	0				N/A	12	10	0
Total	59	590	276	307	583	0				183	58	36	6

7. WAY FORWARD

In 2019, the FBC programme will escalate the transition process to include the following:

1. Aligning the programme units to the New Programme Structure in line with renamed units: Alternative Care which houses SOS Family Care (SFC), Foster Care, Small Group Homes, and Youth Care.
2. Facilitate the reviewing of job profiles of staff under Alternative Care in light of the scope of work under the programme direction.
3. Conduct orientation on the Gatekeeping guidelines and subsequent implementation
4. Facilitate and support the updating and revising of the SOS mother curriculum and training modules.
5. Implement reintegration for children and young people with families of origin

8. Family strengthening statistics and services

During the period under review, 10,834 (4,515 male and 6,319 female) beneficiaries participated in the FS programme as direct and indirect beneficiaries. The programme provided support to 8,137 (3,936 boys and 4,201 girls) children and 1,662 (245 male and 1,417 female) caregivers. The FS responded to the needs of the children in the target group by building the economic,

psychosocial and parenting capacities of the caregivers. In this way, children’s education, health, psychosocial and nutritional needs were met.

Table 3 - Family strengthening statistics

Location	No. Of households (a)	Category of Household Heads (Care –Givers) (b)								Category of Beneficiaries (c)						Total number of Programme Participants (d) = (b+ c)	
		Child /Sibling		Grandparent		Chronically ill		Others (Aunt, uncle, non-relative etc)		Child Participants (0-17)		Child Participants (18+)		Other Adult beneficiaries directly benefitting from the programme excluding caregivers		M	F
		M	F	M	F	M	F	M	F	M	F	M	F	M	F		
Lusaka	508	1	7	12	122	2	7	30	327	848	889	408	493	44	463	1,345	2,308
Sub-total	508	8		134		9		357		1,737		901		507		3,653	
Kitwe	717	4	30	38	161	13	96	37	338	1,302	1,530	295	290	263	296	1,952	2,741
Sub-total	717	34		199		109		375		2,832		585		559		4,693	
Livingstone	350	0	3	12	47	23	65	64	135	630	767	215	221	48	87	992	1,325
Sub-total	350	3		59		88		199		1,397		436		135		2,317	
Chipata	152	4	4	1	29	7	62	7	39	212	173	116	85	67	24	414	416
Sub-total	152	8		30		69		46		385		201		91		830	
Overall sub-total	1,728	9	44	63	359	45	230	138	839	2,992	3,359	1,034	1,089	422	870	4,703	6,790
TOTAL	1,727	53		422		275		977		6,351		2,123		1,292		11,493	

9. Advocacy

9.1. SPECIFIC OBJECTIVES

1. To lobby government to increase investment in foster care through allocation of sustained financial resources to foster care homes
2. To raise awareness on alternative care to relevant stakeholders
3. To partner with other CSOs and build advocacy capacity of staff, children and community as a means to amplify the advocacy voice

Since 2016, SOS CV Zambia has been engaging government on the foster care policy implementation. The main goal of this campaign was to lobby government through the ministry of community development and social services to speedily implement the foster care guidelines and also lobby government to increase the foster care grants. In 2017, government launched the

alternative care and reintegration guidelines and in 2018, government has a plan of rolling foster care in all districts countrywide.

In view of this background information, SOS Children's Villages Zambia intends to contribute towards change of community attitudes, practices and beliefs with regard to foster care, adoption and kinship.

9.2. ACTIONS

1. Published a position paper on social protection funding and service delivery for the child budget network
2. Built capacity of children in advocacy skills
3. Conducted a partnership meeting with churches on alternative care
4. Bill boards with a message to promote alternative care were mounted

9.3. RESULTS

- Churches have taken up the role of promoting alternative in their communities

10. WAY FORWARD

1. Conducting televised school debates and an open air campaign on alternative care
2. Radio and TV programs on alternative care
3. Holding journalism fellowships and foster care media awards

11. Grieg and Gender mainstreaming

The areas of focus were:

1. Review of effectiveness of school Councils
2. The gender advocacy campaign to mobilise care givers to support girls' participation in sports at school
3. Reproductive health education
4. Commemoration of the International day of the Girl child
5. Gender Mainstreaming

12. SCHOOL COUNCILS REVIEW

12.1. Teachers

A joint GRIEG and FS collaboration in Lusaka brought together 34 government school teachers at school manager and senior teacher level from partner schools for a two day meeting for strategy development to kick start implementation of the policy on school councils.

The Ministry is optimistic that the school councils would contribute the development of girl friendly and conducive learning environments.

Some of the positive areas highlighted by the teachers were that :

- School councils would influence policy formulation that responds to issues raised by learners.
- Children would be able to voice grievances in an organized manner and also regulate behaviour of learners as the learners set rules for self-regulation.
- Contribute to the enhancement of teaching standards as noncompliant teachers are identified.

12.2. Review by students

A total 63 learners (34 males and 29 females) and 8 teachers (4 M 4 F) from Kanfinsa , Malela and Chamboli secondary schools participated in a meeting reviewing accomplishments / Positive changes in schools attributable to School Council operations.

Achievements include:

- Pupils who are class representatives on councils perform very well academically with exemplary behaviour because they are expected to be role models;
- there has been no report of sexual harassment of female students in the last two years;
- There is no more graffiti on school walls at Kanfinsa secondary school-;
- Teachers report for work on time, have clear lesson plans and don't use bad language in class- This corroborated the statement by teachers at the Lusaka meeting.
- Girls are learning in both a gender responsive and girl friendly environment



12.3. Public campaign: Support the education of your girl child –

Figure 7 - Girls preparing for soccer match

Girls preparing for the soccer match

A girls' soccer tournament and a dance battle between pre teen girls and boys was held for public awareness that competitive sports increases self esteem and self confidence among girls and contributes to better academic achievement. Both initiatives were new in the community and well received in the community. Parents greatly appreciated the initiatives indicating that sports would contribute to reduced teenage pregnancies.



Over 300 children from Five (5) partner schools and their teachers came through to support the tournament in addition to the Libuyu community who turned out in large numbers to witness the events.

- Mr. Inyambo the Headteacher of Libuyu Combined School said “this is a gap (competitive sports) that has been neglected for a long time, and it is encouraging to see our girls being given such a platform”. He further urged SOS to continue the initiatives.
- Anna Banda a grade 7 pupil from Maria Assumpta school said “I love to dance, it was great fun competing with friends from other schools. I made new friends as we practised and I feel that my confidence has improved”

Nawa Mutinta from Syanalumba commented “I never thought that people would gather like this to watch me play, I used to be shy but now I don't feel shy anymore its so encouraging and I want to continue playing even in university”.

12.4. Improved sanitation in schools

An ablution block of 5 toilet units were constructed for girls at Nyanzabili basic School in Livingstone. The school has 641 pupils (230 boys 231 girls) .

Previously the school had 2 toilets only for girls which collapsed due to heavy rains in the last season. The new units have reduced the toilet usage ratio from the previous 1:115 to 1:46 per toilet closet.

12.5. Reproductive health education

A total of 307 (75 boys, 86 girls, participated in sexual and reproductive health education while 146 girls in the age range 12-18 years in age group meetings benefited from training in personal hygiene.

Training in reproductive health resulted in:

- Greater commitment to behavioural change by the Boys and girls arising from greater understanding of their gender and reproductive rights and linkage to better educational outcomes such as reduction in teenage pregnancies and economic wellbeing later in life .
- Adolescent myths and beliefs about sexuality clarified.

13. Gender Mainstreaming

A total of 133 members of staff (44 Male 89 Female) across the 4 locations participated in the Gender awareness sessions. There has been increased awareness of gender by staff in the programme.

International day of the girl child

Girls representing SOS performing at the event

International day

The Permanent Secretary at the Ministry of Youth Sports and Child Development, Mr. Kapembwa at the SOS booth during organisational exhibitions to commemorate the International day of the Girl child.



The government recommitted its self to:

- Review of policies having a bearing on children so as to make them more responsive to the needs of children in the country. These include the national child policy, national social protection policy, and national gender policy.
- Development of the children's code bill which will harmonize all legislation on children in Zambia as well as domesticate the provisions of the convention on the rights of the child (CRC) and other international treaties to which Zambia is a state party. This will ultimately lead to a protective environment for children through enhanced child protection laws. SOS is through the Advocacy office making a follow up along side other civil society groups
- continued implementation of the re-entry policy that allows girls who fall pregnant while in school to continue with their education after they have given birth.



14. EDUCATION

The Board of Trustees had two meetings with the Ministry of General Education at which the government refused private entities to be granted lease options of the SOS education facilities for reason that the government was the first option based on the existing partnership between SOS and the Government.

The Board therefore approved the transfer of responsibility of managing the Lusaka schools to the Ministry of General Education.

The Lusaka schools therefore opened for Term 1 on 14 January under the new management from the Ministry of General Education. However, there are quite a number of transition challenges including lack of an agreed partnership for the running of the schools, which we hope will be

resolved for the good of the institutions. The draft of the said partnership agreement is scheduled for discussion in 4th Quarter Committee meeting.

The Chipata Kindergarten still remains closed as no decision has been reached on its future management. However, there are nine children affected to attend school at a nearby community Nursery school.

Staff in the Lusaka education facilities that were scheduled for end of SOS Involvement for January 2019 have since been separated and the end of service packages paid accordingly.

The Kitwe and Livingstone education facilities, are scheduled for EOSI in January 2020 while the Kitwe Medical Centre and the Lusaka Vocational Training Centre have also been confirmed for EOSI by SOS Norway. The parents and staff of these facilities were met in November and December of 2018 for information sharing. This was appreciated by the parents and staff.

The negative impact of the transition continues to be felt in the Kitwe and Livingstone facilities where statistics of programme participants continue to dwindle. The impact has also been in the reduction of expected local revenues in the school fees.

2018 National Examination Results Analysis

Table 4 - Grade 7 results

	Chipata		Kitwe		Livingstone		Lusaka	
	M	F	M	F	M	F	M	F
Enrolled	0	4	16	9	13	17	33	45
Sat	0	4	16	9	13	17	33	45
Passed	0	4	16	9	13	14	32	45
Failed	0	0	0	0	0	3	1	0
Absent	0	0	0	0	0	0	0	0
Pass %	100		100		90		99	

In Livingstone three (3) FBC girls failed the examinations. All the three have learning difficulties. Given the current ECZ examination system, two of girls have to repeat from grade 6. One who is 21 years old now, will be assisted to obtain a vocational skill.

Table 5 - Grade 9 results

	Chipata		Kitwe		Livingstone		Lusaka	
	M	F	M	F	M	F	M	F
<i>Enrolled</i>	0	1	13	37	12	13	25	22
<i>Sat</i>	0	1	13	37	12	13	25	22

	Chipata		Kitwe		Livingstone		Lusaka	
<i>Passed</i>	0	1	10	34	9	9	21	19
<i>Statement of Results</i>	0	0	3	3	3	4	4	3
<i>Absent</i>	0	0	0	0	0	0	0	1
<i>Pass %</i>	100%		88		72		85	
Overall	86							

Livingstone reported seven (7) FBC children who only received statement of results with passes in five subjects. Last year extra remedial assistance was provided by teachers to help improve their class performance. Holiday lessons were also given to assist them. They made tremendous improvement and were able to pass in five subjects compared to the mock examination, where they passed in two to three subjects. All the pupils who failed have since been registered as external candidates at Zambezi Primary School. They will sit for two subjects in June 2019. They have all started attending classes.

Kitwe reported 4 children getting statements of results while 2 failed the grade 9 national examination. The children have had challenges as they have learning challenges. Owing to the ages of the children, and the fact that repeating will not really assist them, all have been enrolled for skills training at the vocational centres in the Kitwe .

Education in the FS

The examination analysis is yet to be done as the officers are still gathering information on the performance of the FS programme participants in the National examinations. The FS supported 2,810 in the year 2018. Progression for the school going children in non-examination is expected at 100% though this is yet to be confirmed.

15. Child Safeguarding

In the year under review the NA recorded ten (10) CS incidents and six (6) of these bordering on sexual and physical abuse as well as CS incidents involving SOS Staff that were reported to SOS Norway as per guidelines of reporting. Management was able to close eight (8) of these cases. The open cases are both from Kitwe where one is a historical defilement case that allegedly happened in 2015 while the other is pending HR action as it involved a member of staff. The case was physical abuse of a child.

The NA is in compliance with the Policy guidelines from International Office as well as national laws in programme implementation in Child Safeguarding.

Reports were submitted as expected to the relevant stakeholders and CS continued to be a segment in the Programmes and Fundraising Board Committee as well as Board reports. As such appropriate guidance has always been received from the Board of Trustees.

Other than the inability to conduct the on-site annual audits and trainings in the Programmes by the CS Coordinator, there were no major challenges faced in the year under review.

16. Health

The Kitwe Medical Centre provided health care to children in the target group and community members. The Medical Centre provided primary health care services to FBC Children, FS beneficiaries, members of staff, and the surrounding community. The healthcare package included the following;

- General outpatient care including laboratory and pharmacy services
- .Cervical Cancer screening
- Under Five clinic services
- HIV/AIDS/TB services
- Male circumcision
- Family Planning

17. Fund Development

17.1. Introduction

In 2018, SOS Zambia's Fund Development Objectives were:

- i. To increase and diversify local IPD income by ZMW 733,971 by December 2018;
- ii. To raise ZMW1,500,000 from Corporates, Donations in Kind and individuals by December 2018

Major highlights of the year included:

- i. The start of the EU Project in Chipata and Chadiza;
- ii. The signing of the MoU with Radisson Blu. Radisson Blu will sponsor a child at Euro 350 and Euro 50 towards Child Money Gifts. Radisson Blu will possibly increase the amounts in the subsequent years.
- iii. The signing of an MoU with Topstar Communications in October 2018;
- iv. Approvals of corporate grants by HSBC, BayWa Foundation (through SOS Germany) and Foschini Retailers;
- v. The visit of Austrian Parliamentarians to the EU Project in Chipata on 13 and 14 October 2018. The parliamentarians were happy with the project and indicated their willingness to mobilise more resources for the project;
- vi. Conducting a Market Survey on institutional and Corporate donors in Zambia in May 2018, and
- vii. Localising the IPD Strategy 2.0 in May 2018

17.2. Sources of Funds/ Grants Acquired

17.2.1. Institutional Partnership Development

Acquisitions

The NA submitted four (7) grant proposals to various institutional donors (see **Tables 6 and 7**) and managed to secure four (4) from TEVETA at a total value of **ZMW192,000**. The short grants (standalone) were for the purpose of training youths in various skills at the Vocational Training Centre. **Table 1** tabulates the four grants.

Further, NA Zambia acquired a grant from Churches Health Association of Zambia for the new Programme called *Fast Tracking towards HIV & TB Epidemic Control (FTEC)*. The grant is for the period 1st January 2018 to 31st December 2020. The total amount disbursed in 2018 was **ZMW 268,136. 28**.

Table 6 - Grants acquired

#	Title of Grant	Donor	Size of Grant	Duration
1	Training of 20 youths in Carpentry and Joinery at Lusaka VTC	TEVETA	ZMW48,000	15 th Oct 2018 – 31 st January 2019
2	Training of 20 youths in Food and Nutrition at Lusaka VTC	TEVETA	ZMW48,000	15 th Oct 2018 – 31 st January 2019
3	Training of 20 youths in Tailoring and Design at Lusaka VTC	TEVETA	ZMW48,000	15 th Oct 2018 – 31 st January 2019
4	Training of 20 youths in Power Electrical at Lusaka VTC	TEVETA	ZMW48,000	15 th Oct 2018 – 31 st January 2019
5	Fast Tracking towards HIV & TB Epidemic Control (FTEC)	CHAZ	*ZMW 268,136.28 for 2018	1 st January 2018 to 31 st December 2020

Table 7 shows other proposals and concept notes that were developed and submitted during the year. Donors had not yet given their responses by the end of the year.

Table 7 - Concept Notes and proposals submitted in quarter four 2018

#	Title of Call	Donor	Size of Grant	Due Date	Status
1	Entrepreneurship	Aspire Coronation Trust Foundation (ACT)	\$50,000 for 12 months	30 th Nov 2018	Submitted 1 concept note for SOS Kitwe in collaboration with 2 CBOs
2	Power Up: resourcing women's and girls' movements for change	Comic Relief	GBP450,000 for 3 years	7 th Dec 2018	Submitted a concept note in partnership with Women for Change

#	Title of Call	Donor	Size of Grant	Due Date	Status
3	Improved Community School Performance Project	Silicon Valley	\$70,000	7 th Dec 2018	Submitted a concept note

Table 8 shows the two live grants in the NA, i.e. EU grant and the CHAZ-funded grant in Kitwe.

Table 8 - Live Grants

#	Title of Grant	Donor	Size of Grant	Duration
1	Effective Inclusion and Participation for Children with Disabilities in Education, Health and Social Services	EU	Euros 416,218 (Euros 134,536 in 2018)	1 st Jan 2018 – 31 st December 2020
2	Fast Tracking Towards TB and HIV Epidemic Control (FTEC)	CHAZ	ZMW 268,136.28 in 2018	1 st Jan 2018 – 31 st December 2020

Table 9 - Fundraising achievement for 2018

Funding Type	2017 Actual	2017 Budget	2018 Actual	2018 Budget
IPD				
Major & Mid-Level Donations	245,572	2,100,000	270,686	733,971
Corporates				
	499,547	450,000	116,580	1,000,000
Individuals	58,076	150,000	96,961	100,000
Donations in Kind	75,597	300,000	323,081	400,000
Government Subsidies	4,000	50,000	--	-
Totals	882,791	3,050,000	807,308	2,233,971

18. Corporates

18.1. Approved Corporate Grants

Table 10 shows the Approved Corporate Grants for the year. BayWa Foundation transferred the funds in December 2018. SOS UK will transfer the HSBC funds in April 2019 while Foschini Retailers will disburse the funds in March 2019.

Table 10 - 2018 approved Corporate Grants

#	Title of Grant	Donor	2017 Actual	Size of 2018 Grant	Duration
1	Youth Empowerment	HSBC	\$25,000	\$50,000	2018 to 2019
2	Purchase of Design and Technology equipment for Thornpark School	TFG (Foschini Retailers)	ZAR100,000	ZAR 472,875 ZAR 150,000 for 2018	2019 – 2021
3	Vocational Training for Teenage Mothers	Baywa Foundation	14,100 Euro	27,949.40 Euro	January – December 2019

19. Key Milestones and Outcomes

19.1. EU project

19.1.1. Key milestones and outcomes

Project Outcome 1: 1,500 CWD in Chipata and Chadiza districts have access to free paralegal services through mediation to promote non-discrimination and protect their rights to quality inclusive education, health services and social justice in line with the Disabilities Act.

Under this outcome, the project key milestones are:

- Trained 47 Paralegal Caseworkers who will provide free paralegal services through mediation to children with disabilities and their families
- Provided capacity-building measures for Paralegal teams.
- Development of a computerized case management system, currently being pre-tested in the districts, with training provided to all Paralegal Officers. It will be embedded on the Disability Rights Watch (DRW) website server to allow paralegals across the country to input data into a live system.
- Door-to-door awareness raising campaigns that introduced the project to community members with a focus on the protection and promotion of the rights of children with disabilities. In this process 180 (104 boys and 76 girls) children with disabilities were identified and received paralegal services in the forms of counselling, referral and sensitisation on the rights of children with disabilities

Project outcome 4: Promotion of the enactment and implementation of Mental Health Act by Parliament including meaningful representation of CWD within this Act.

Under this outcome, the project key milestones are:

- A Children’s Manifesto was produced as a tool for children’s advocacy work, in Chipata



and Chadidza districts. Target audiences are the Ministers of Health, Justice, Education and Minister of Community Development and Social Services.

- Twelve (12) community mobilization meetings were held in Chadiza and Chipata. Parents, community members, children, the media, civic leaders and Caseworkers attended these meetings. A total number of 833 beneficiaries attended the meeting, out of which 833 beneficiaries, 360 (154 girls and 206 boys) were children with disabilities. The number of children without disabilities that attended the meeting was 63 (21 girls and 42 boys). Of the 833 participants, 410 parents (247 females and 163 males) always accompanied their children with disabilities.

19.1.2. Contractual Obligations:

During the year review, the NA complied with the following contractual obligations:

- Timely submission of succinct one-pager reports every four (4) months of the grant implementation.
- Annual narrative and financial reports together with a funding request for the next funding.
- No objective consultations with the donor on budget modifications.

19.2. CHAZ funded project.

19.2.1. Key milestones

The following milestones are recorded under the broad project outcome of “Fast Tracking Towards TB and HIV Epidemic Control (FTEC - CHAZ)”

- *Preventive component:* the programme undertook HIV testing services and Voluntary Male Medical Circumcision (VMMC).

19.2.2. Contractual Obligations.

In this project, the NA complied with the following contractual obligations:

- The sub-recipient (SOS Kitwe) opened a separate bank account as required.
- Timely submission of the annual report.

There was, however, a low burn rate (i.e. the rate at which the CHAZ project is utilizing the funds in relation to the budget and plan) on this grant partly because of i) four (4) months delayed disbursement in April 2018 ii) Inadequate level of effort from staff who are designated to SOS Medical Centre.

19.3. Systems for Better Health in Livingstone (SBH)

The project supporting 36 Neighbourhood Health Committees (NHCs) and 5 Health Centre Committees (HCCs) to perform their roles. Following the grant amendment, one objective was



dropped, initially aimed at building the capacity of SOS Zambia (5 HCs and 36 NHCs) to develop and implement gender sensitive Social Behaviour Change Communication interventions.

19.3.1. Project milestones and outcomes

The one milestone recorded for Livingstone under the SBH project was that of supporting 36 Neighbourhood Health Committees (NHCs) and 5 Health Centre Committees (HCCs) to perform their roles. Beneficiaries were trained in participatory community health planning; HCCs were trained to conduct community health planning and mapping; technical support was provided to NHCs during the implementation of Community Health Action Plans, and HCs were trained in leadership skills.

19.3.2. Contractual Obligations.

End of Project reports were submitted in June 2018 and November 2018 for Livingstone and Kitwe, respectively. Prior to submissions, Close-Out meetings were held as per donor requirement.

19.4. HSBC Youth Empower Project

19.4.1. Key milestones

The following milestones are recorded under the HSBC project:

- Seven (7) groups (in respect of the acquired skill) comprising the trained 48 youths provided with start-up capital requirements/equipment for their IGA. The forty-Eight (48) youths received training in entrepreneurship and successfully completed vocational skills training. 44 youths were mentored and also attended motivational talks
- Partnership created with a local CBO to oversee project activities owing to the fact that no SOS Family Strengthening (FS) field staff are permanently working in the area.
- To increase visibility the project had a public official launch that was graced by the district commissioner and the local traditional leader

19.4.2. Contractual obligations

Submission of the End of Project report in February 2019 as required, in collaboration with the the Corporates Advisor at the International Regional Office.

19.5. BayWa Foundation: training of Teenage Mothers in Vocational Skills

19.5.1. Key milestones

The grant amount: Euro 27,949.40 was disbursed in December 2018 to support the training of 20 young mothers. In 2017, 10 mothers underwent training in vocational skills.

The contractual obligation on this grant involves submitting a report at the end of implementation.

20. Sponsorship

In the period under review, two International sponsorship software went live:

- Donor Services Application (DSapp) which replaced the Sponsorship Software (SPS). DSapp houses all sponsor information, facilitates sponsorship tasks and has a data bridge to Programs Database (PDB)
- Individual Giving Digital Asset Management System (IG-DAM) - is a secure platform that allows sponsors a unique window into the lives of the children through pictures and short video clips. All produced locally

In 2018, overall sponsorship rating by International Office was 59%. This was a huge reduction from 79% in 2017. Assessments show that the sponsorship functions in the NA have highly competent and skilled personnel.

However, there are challenges facing the functions, which include lack of human resources and support at village level, and complexity of international sponsorship work and their roles. The ideal staffing level for the NA is four (4) and half-staff members for the sponsorship function with dedicated staff at 25% level of effort at each of the villages. It is reported that NAs who do well in this function are those who are either small or have support functions in the villages.

In the wake of these challenges, the NA is collaborating with regional office to undertake a quality review workshop with the aim of reviewing responsibilities on the sponsorship function, enhancing the Programme Data Base (PDB), incorporating integrated sponsorship functions for staff at the villages (the locations). These measures are targeted at effective and quality reports that include: 565 two paged write-ups once a year; 19,000 (9500 letters) pages and two photos per letter, 1000 words representing child profiles per year.

20.1. End of Year Activities

- End of Year Campaign – letters to Sponsors. The letters were mailed from Botswana owing to non-availability of services in Zambia
- National Sponsorship Workshop took place in December in Kitwe.

20.2. Opportunities:

- 30% of annual running costs currently covered by international sponsorship funding
- A large and varied pool of children available for the sponsorship programme
- A relatively politically and economically stable country
- A new and vibrant national director
- The offer of support in the form of a Sponsorship Quality Review

21. Communications

SOS Zambia Website

The SOS Zambia website was being updated in 2018. Activities are underway to revamp the website in terms of content. Other features of the website under enhancement are that

it will be a programme-based tool that carries a repository of knowledge on children in Zambia.

Facebook Page

The SOS Zambia Facebook page is running and had 4,324 followers in 2018.

Twitter

The organisation is on Twitter and the Twitter handle is @sos CV Zambia

22. Monitoring, Evaluation and Learning (MEL)

In the period under review, the NA conducted a number of Monitoring, Evaluation and Learning activities. Much of the effort was made towards data quality management through the global MEL system, the Programme Database (PDB). Both FS and FBC also invested in ensuring data alignment to the finance (NAVISON) and sponsorship (DSApp) systems- as part of the global movement towards one data source and platform. The NA also took part in the mapping of new programme units, which will reflect under the New Programme Structure. The work aimed at supporting the new version of the PDB, called PDB2. Other MEL activities included the support towards the Midterm Planning and Annual Planning.

In supporting the Mid Term Review for the FS, there are a number learning activities conducted in three locations supported by SOS Norway. Finally, the NA also commenced the application process for the new FS framework. Under this application, a number of summative evaluations were conducted, with pre-assessments for new programming conducted in new catchment areas.

Essentially, the PDB and PDB2 already provide a basis for development of standardised tools for data collection, a key aspect of MEL systems. Moving forward the development of a comprehensive MEL will include a process flow, standardised reporting, development of indicator protocols for the FBC and FS, developing a log-frame, and incorporating the periodic surveys and baselines for comparative quantitative and qualitative data. The MEL will leverage on periodic surveys for capturing qualitative indicators that would not be available in the PDB and PDB2. The learning activities will continue to exist, and will be determined by rolling surveys on the interests in sharing and providing areas of expertise across locations (the demand and supply sides of institutional learning areas)

23. CONCLUSION

Despite the challenges that the organisation may have recorded in the year under review, the NA continued to implement the two core programmes and the support services for the benefit

of the children and youth is the target group. The NA looks forward to the support of the Federation, the PSA and other cooperating partners for a more productive 2018.

24. References

- Central Statistical Office, Zambia. (2012). *Housing and Population Census; Analytical report*. Lusaka: Central Statistical Office.
- COMESA. (2012). Retrieved from <https://www.comesa.int/comesa-members-states/>
- Gillian Mann, P. Q. (2015). *Qualitative Study of Child Marriages in six districts in Zambia*. Government of Zambia . Lusaka : UNICEF.
- Ministry of General Education, Zambia. (2016). *Statistical Bulletin* . Lusaka : Ministry of General Education .
- SADC. (2012). Retrieved from <https://www.sadc.int/about-sadc/overview/>
- SADC. (2012). *Southern African Development Community* . Retrieved from <https://www.sadc.int/member-states/zambia/>
- SOS Children's Villages Zambia . (1999). Trust Deed . *SOS Children's Villages Zambia Trust Deed*. Lusaka , Zambia : SOS Children's Villages Zambia .
- SOS Programme Database. (2019, January 24). FBC Global dashboard. Lusaka, Lusaka, Zambia .
- UNDP. (2018). *Human Development Indices and Indicators: 2018 Statistical Update* . Lusaka: UNDP. Retrieved from http://hdr.undp.org/sites/all/themes/hdr_theme/country-notes/ZMB.pdf